







- i** Please review all available spare parts for this item, then contact us through the webform (found in the Help Centre in our website header). Let us know the SKU of each spare part you're interested in and the quantity you need.
- i** The availability of the products may change.

Product image	SKU number	Product name	Available quantity
	<b>19004233</b>	<ul style="list-style-type: none"> <li> POMPA</li> <li> PUMPE</li> <li> PUMP MSW-WP-30T-P</li> </ul>	<span style="color: red;">●</span> <b>0</b>
	<b>19004392</b>	<ul style="list-style-type: none"> <li> WAŻ 1</li> <li> Schlauch 1</li> <li> hose 1 MSW-WP-30T-P</li> </ul>	<span style="color: red;">●</span> <b>0</b>
	<b>19004393</b>	<ul style="list-style-type: none"> <li> WAŻ 2</li> <li> Schlauch 2</li> <li> hose 2 MSW-WP-30T-P</li> </ul>	<span style="color: green;">●</span> <b>11</b>
	<b>19004697</b>	<ul style="list-style-type: none"> <li> CYLINDER</li> <li> ZYLINDER MSW-WP-30T-P</li> </ul>	<span style="color: green;">●</span> <b>11</b>
	<b>19004990</b>	<ul style="list-style-type: none"> <li> WSPORNIK UKOŚNY</li> <li> schräge Stütze</li> <li> slanting bracket MSW-WP-30T-P</li> </ul>	<span style="color: green;">●</span> <b>6</b>

Product image	SKU number	Product name	Available quantity
	<b>19005709</b>	<p>Manometr 0-1000 bar (14000 PSI) STARY TYP</p> <p>Pressure gauge 0-1000 bar (14000 PSI) OLD TYPE</p>	● 15
	<b>19005806</b>	<p>Uchwyt cylindra metalowy niebieski</p> <p>blue cilindra holder made of metal</p> <p>blauer Zylinderhalter aus Metall</p>	● 0
	<b>19005826</b>	<p>Trzpień metalowy 15cm</p> <p>śr.20mm</p> <p>pin from metal 15cm</p>	● 28
	<b>19007319</b>	<p>PRZYŁĄCZE SIŁOWNIKA</p> <p>cylinder connection</p> <p>Zylinder-Anschluss</p>	● 3
	<b>19008036</b>	<p>Opakowanie zewnętrzne utwardzone 177x72x27</p> <p>Outer packaging hardened 177x72x27</p>	● 0
	<b>19009372</b>	<p>Wąż 3</p> <p>Hose 3</p>	● 0

Product image	SKU number	Product name	Available quantity																						
	<b>19009448</b>	<ul style="list-style-type: none"> <li>🇵🇱 Uchwyt metalowy</li> <li>🇬🇧 Metal handle</li> </ul>	● <b>41</b>																						
	<b>19009449</b>	<ul style="list-style-type: none"> <li>🇵🇱 Płyta metalowa</li> <li>🇬🇧 Metal plate</li> </ul>	● <b>1</b>																						
	<b>19012036</b>	<ul style="list-style-type: none"> <li>🇵🇱 Wąż ciśnieniowy z nakrętkami</li> <li>🇬🇧 Pressure hose with nuts</li> </ul>	● <b>3</b>																						
 <table border="1"> <thead> <tr> <th colspan="3">PRESSURE PARAMETERS</th> </tr> <tr> <th rowspan="2">Ciężar (Scale)</th> <th colspan="2">Pressure ratio</th> </tr> <tr> <th>Bar</th> <th>Psi</th> </tr> </thead> <tbody> <tr> <td>4</td> <td>133</td> <td>193</td> </tr> <tr> <td>12</td> <td>399</td> <td>569</td> </tr> <tr> <td>18</td> <td>498</td> <td>715</td> </tr> <tr> <td>24</td> <td>597</td> <td>861</td> </tr> <tr> <td>30</td> <td>696</td> <td>1007</td> </tr> </tbody> </table>	PRESSURE PARAMETERS			Ciężar (Scale)	Pressure ratio		Bar	Psi	4	133	193	12	399	569	18	498	715	24	597	861	30	696	1007	<ul style="list-style-type: none"> <li>🇵🇱 Naklejka z parametrami</li> <li>🇬🇧 Sticker with parameters</li> </ul>	● <b>34</b>
PRESSURE PARAMETERS																									
Ciężar (Scale)	Pressure ratio																								
	Bar	Psi																							
4	133	193																							
12	399	569																							
18	498	715																							
24	597	861																							
30	696	1007																							
	<b>19013022</b>	<ul style="list-style-type: none"> <li>🇵🇱 Linka stalowa</li> <li>🇬🇧 Wire rope</li> </ul>	● <b>5</b>																						
	<b>19014945</b>	<ul style="list-style-type: none"> <li>🇵🇱 Mocowanie ramienia dźwigni</li> <li>🇬🇧 Lever arm mounting</li> </ul>	● <b>0</b>																						

Product image	SKU number	Product name	Available quantity
	<b>19018015</b>	<p>🇵🇱 Nakrętka cylindra (dolna)</p> <p>🇬🇧 Cylinder nut (down)</p>	● 1
	<b>19018833</b>	<p>🇵🇱 Osłona cylindra</p> <p>🇬🇧 Cylinder cover</p>	● 0
	<b>19021196</b>	<p>🇵🇱 Zestaw mocowania cylindra</p> <p>🇬🇧 Cylinder attachment kit</p>	● 1
	<b>19022510</b>	<p>🇵🇱 Trzpień blokujący</p> <p>🇬🇧 Blocking pin</p>	● 2
	<b>19025310</b>	<p>🇵🇱 Sprężyna napinająca tłoka</p> <p>🇬🇧 Piston tension spring</p>	● 0
	<b>19029090</b>	<p>🇵🇱 Podkładka M10</p> <p>🇬🇧 Washer M10</p>	● 1

Product image	SKU number	Product name	Available quantity
	<b>19029091</b>	<ul style="list-style-type: none"> <li> Nakrętka M10</li> <li> Nut M10</li> </ul>	● 1
	<b>19029127</b>	<ul style="list-style-type: none"> <li> Metalowy trzpień mocowania koła linowego</li> <li> Metal rope wheel shaft</li> </ul>	● 0
	<b>19029128</b>	<ul style="list-style-type: none"> <li> Metalowe koło linowe</li> <li> Metal rope wheel</li> </ul>	● 0
	<b>19029129</b>	<ul style="list-style-type: none"> <li> Zawleczka 4x18</li> <li> Metal cotter pin 4x18</li> </ul>	● 0
	<b>19029474</b>	<ul style="list-style-type: none"> <li> Manometr 30T NOWY TYP</li> <li> Pressure gauge 30T NEW TYPE</li> </ul>	● 1