









- i Please review all available spare parts for this item, then contact us through the webform (found in the Help Centre in our website header). Let us know the SKU of each spare part you're interested in and the quantity you need.
- i The availability of the products may change.

Product image	SKU number	Product name	Available quantity
	19004305	<ul style="list-style-type: none"> i  PŁYTA PCB  PCB BOARD  PCB PLATINE Ultime 	● 0
	19004306	<ul style="list-style-type: none"> i  SILNIK  ENGINE  MOTOR Ultime 	● 0
	19006466	<ul style="list-style-type: none"> i  Wąż wylotowy  outlet hose 	● 0
	19009054	<ul style="list-style-type: none"> i  Obudowa plastikowa biała  White plastic housing 	● 9
	19012629	<ul style="list-style-type: none"> i  Obudowa górna  Upper case with supply air speed control knob 	● 1

Product image	SKU number	Product name	Available quantity
	19020386	 Wspornik montażowy  Mounting bracket	 0
	19022733	 Przycisk włącznika  Switch button	 1