































- i Please review all available spare parts for this item, then contact us through the webform (found in the Help Centre in our website header). Let us know the SKU of each spare part you're interested in and the quantity you need.
- i The availability of the products may change.

| Product image   | SKU number      | Product name   | Available quantity                             |
|---|-----------------|--|--|
|    | <b>19001009</b> | <ul style="list-style-type: none"> <li> KABEL ZASILAJĄCY</li> <li> POWER CABLE</li> <li> Stromkabel für Plattformwaage</li> </ul>                               | <span style="color: green;">●</span> <b>91</b> |
|   | <b>19002658</b> | <ul style="list-style-type: none"> <li> OPAKOWANIE ZEWNĘTRZNE 107x49x23</li> <li> Outer Packaging 107x49x23</li> <li> Außenverpackung 107x49x23</li> </ul> | <span style="color: red;">●</span> <b>0</b>    |
|  | <b>19003573</b> | <ul style="list-style-type: none"> <li> PODSTAWA WAGI</li> <li> Fuß der Waage</li> <li> foot of the scale SBS-PF-600</li> </ul>                           | <span style="color: green;">●</span> <b>1</b>  |
|  | <b>19003871</b> | <ul style="list-style-type: none"> <li> Kółko</li> <li> Wheel</li> </ul>   | <span style="color: green;">●</span> <b>91</b> |
|  | <b>19003889</b> | <ul style="list-style-type: none"> <li> AKUMULATOR 4V 6AH</li> <li> Akku 4V 6AH</li> <li> Battery 4V 6AH SBS-PW-60</li> </ul>                             | <span style="color: green;">●</span> <b>11</b> |

| Product image   | SKU number      | Product name  | Available quantity |
|---|-----------------|---|--------------------|
|    | <b>19004920</b> | <p>🇵🇱 GŁOWICA</p> <p>🇬🇧 KOPF</p> <p>🇩🇪 HEAD SBS-PF-600</p>      | ● 6                |
|    | <b>19008003</b> | <p>🇵🇱 Zawleczka koła metalowa</p> <p>🇬🇧 metal linchpin</p>      | ● 2                |
|    | <b>19008004</b> | <p>🇵🇱 Zestaw śrub (8szt)</p> <p>🇬🇧 screw set (8 pieces)</p>     | ● 0                |
|  | <b>19009686</b> | <p>🇵🇱 Klucz płaski 10mm</p> <p>🇬🇧 Wrench 10mm</p>               | ● 12               |
|  | <b>19011087</b> | <p>🇵🇱 Obudowa głowicy przednia</p> <p>🇬🇧 Front head housing</p> | ● 1                |
|  | <b>19011615</b> | <p>🇵🇱 Czujnik tensometryczny</p> <p>🇬🇧 Strain gauge</p>         | ● 0                |

| Product image   | SKU number      | Product name   | Available quantity |
|---|-----------------|--|--------------------|
|  | <b>19016127</b> |  Transformator<br> Transformer                   | ● <b>2</b>         |
|  | <b>19026828</b> |  Złącze męskie 4-pinowe<br> 4-pin male connector | ● <b>2</b>         |